

## **Chiltrix Chiller FCU Indoor Unit Sizing Guide**

### **Hydronic Fan Coil Units for Reverse Cycle Chillers/Heat Pumps**

The following pages list cooling and heating BTU capacity data for the CXI-series FCU (Fan Coil Unit) product line. Each page contains four charts of data for that specific model. Use the data to determine the proper size FCU for each room.

#### COOLING

For a Chiltrix system installed with the Psychrologix™ / DHC controller please always use the center row and cell of the cooling capacity chart for estimating cooling capacity. For example, for CXI34, use 2643 as its BTU cooling capacity. If not using DHC then use the center row and far left column. Note - the overall efficiency of the system, with DHC, can be up to or more than 47% higher than our official rating. Psychrologix™ / DHC is highly recommended.

#### HEATING

For a Chiltrix CX30 system installed under standard conditions please always use the center row and 2nd Column for heating BTU capacity. For example, for CXI34, use 3013 as its standard BTU heating capacity.

#### SELECTION NOTES

For systems that will be used for both cooling and heating always select the FCU based on the higher of the cooling or heating BTU capacity requirement.

#### NON-STANDARD DESIGN

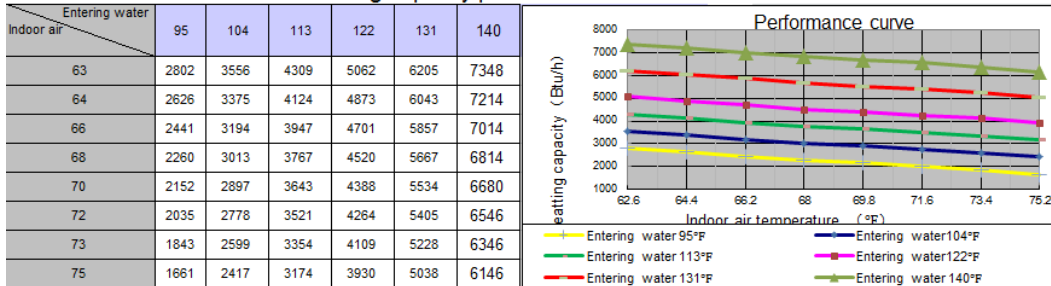
The CX30 can be set to operate at various loop temperatures. You can see from the capacity charts how loop temperature affects FCU capacity. To understand the relationship between loop temperature and CX30 system capacity, see: <http://www.chiltrix.com/chiller-technology.html>. Using the suggested row and column cell for IDU sizing assumes the CX30 system will be operated at its standard loop temperature.

**Please contact us for assistance if you intend to use a non-standard loop temperature. Modifications to loop temperature will cause changes to system and FCU capacity.**

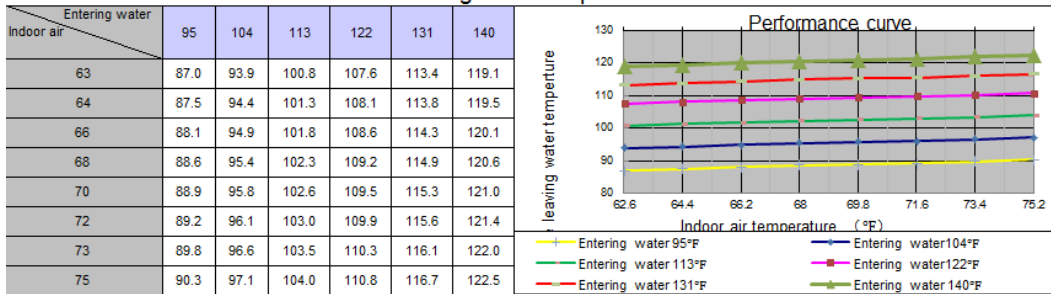


# CXI-34 Performance curve (at 2.4GPM per each 12,000BTU) Temps in F

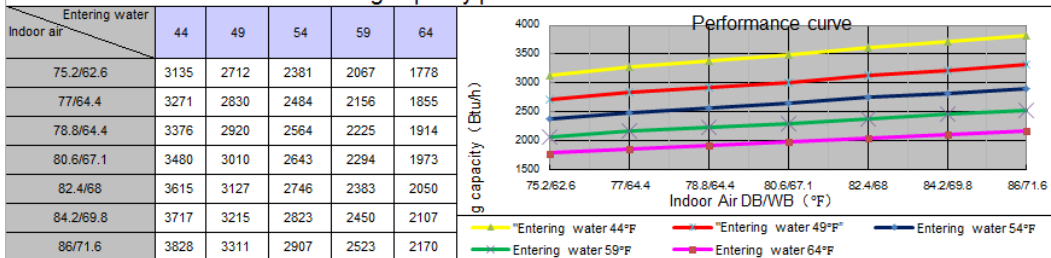
### Heating capacity performance data and curve



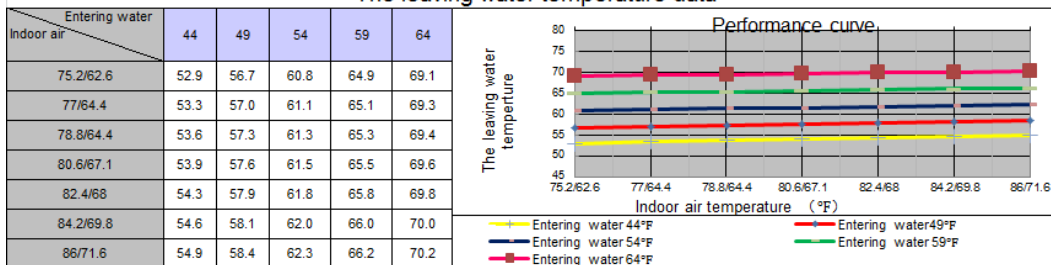
### The leaving water temperature data



### Cooling capacity performance data and curve

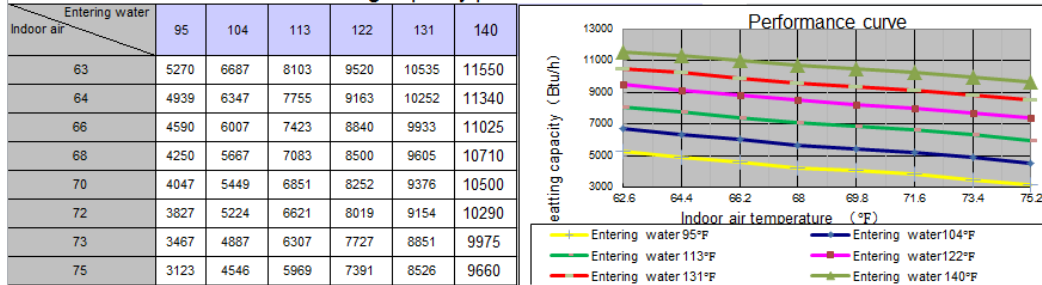


### The leaving water temperature data

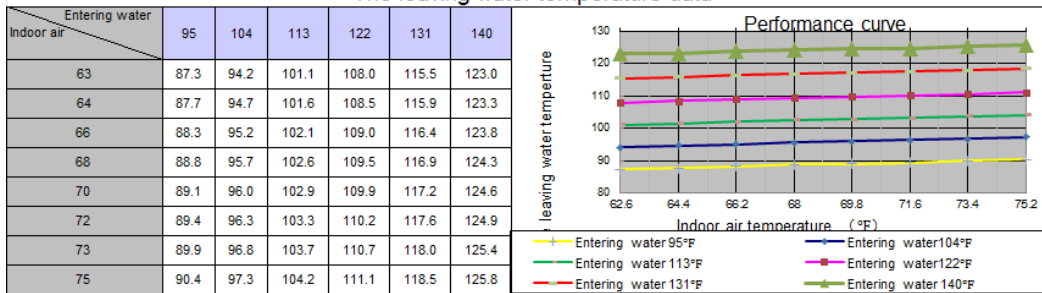


# CXI-65 Performance curve (at 2.4GPM per each 12,000BTU) Temps in F

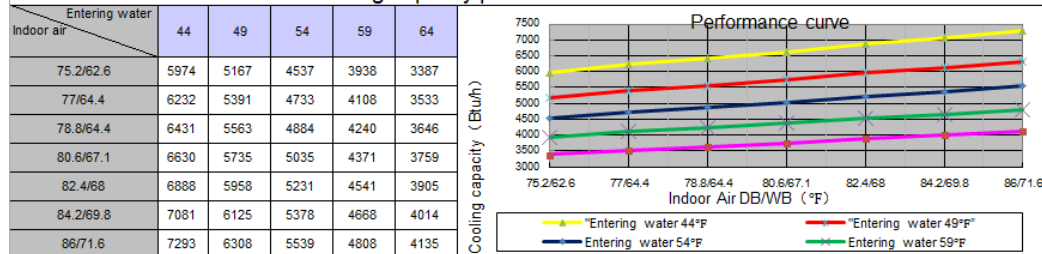
### Heating capacity performance data and curve



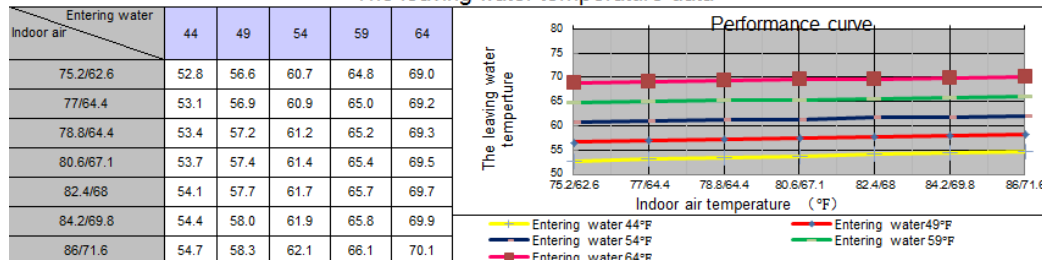
### The leaving water temperature data



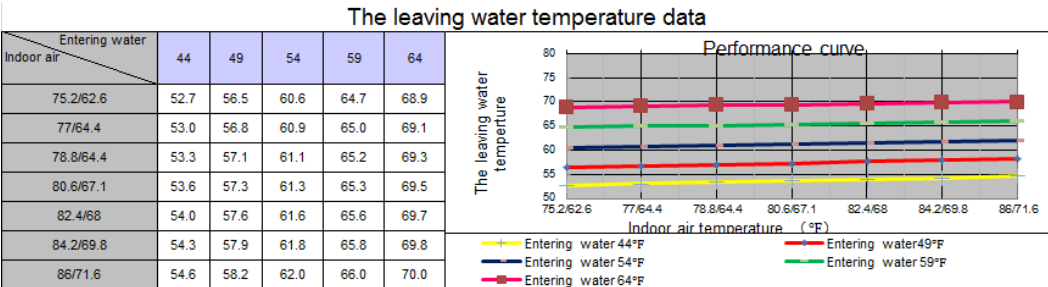
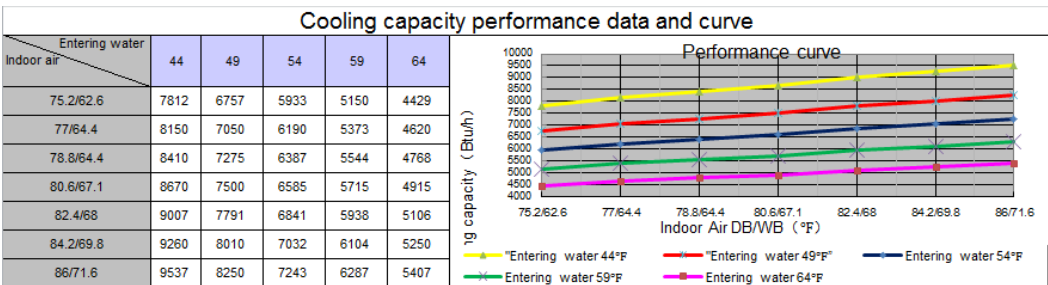
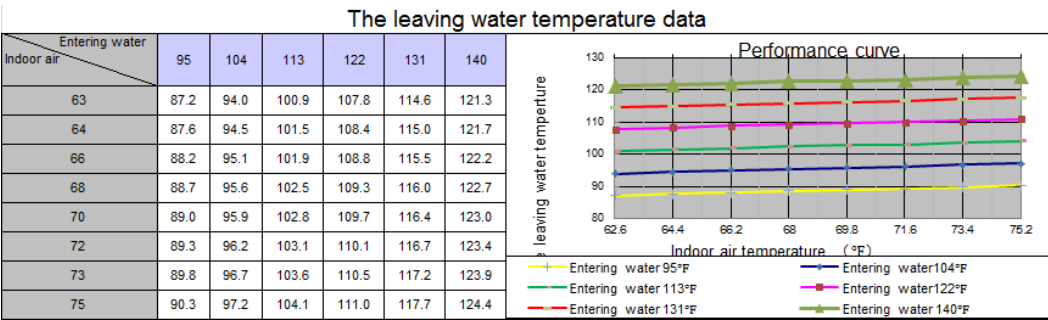
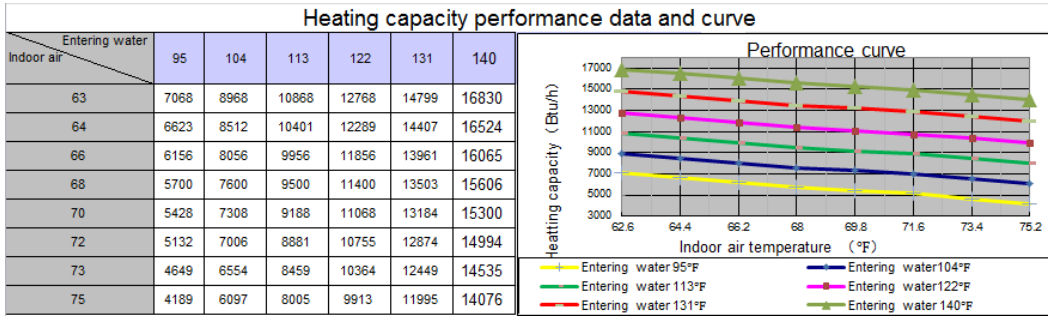
### Cooling capacity performance data and curve



### The leaving water temperature data

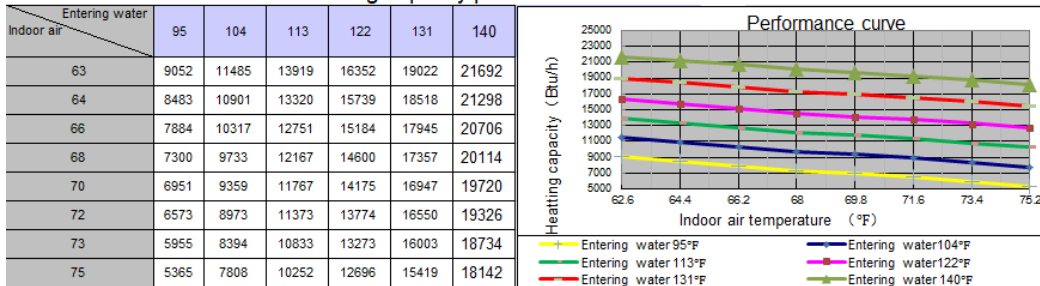


# CXI-85 Performance curve (at 2.4GPM per each 12,000BTU) temps in F

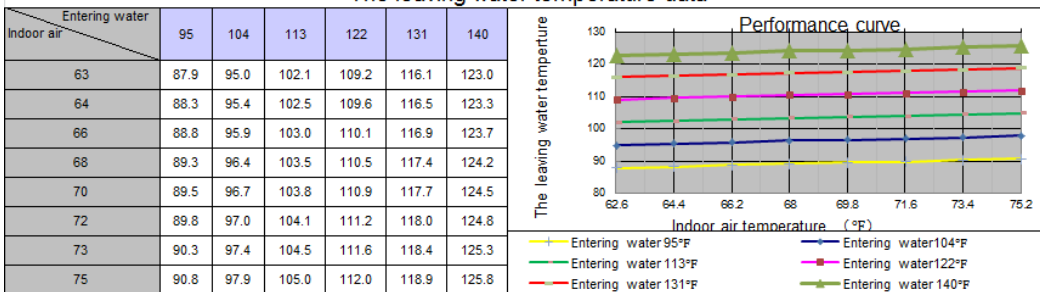


# CXI-120 Performance curve (at 2.4GPM per each 12,000BTU) Temps in F

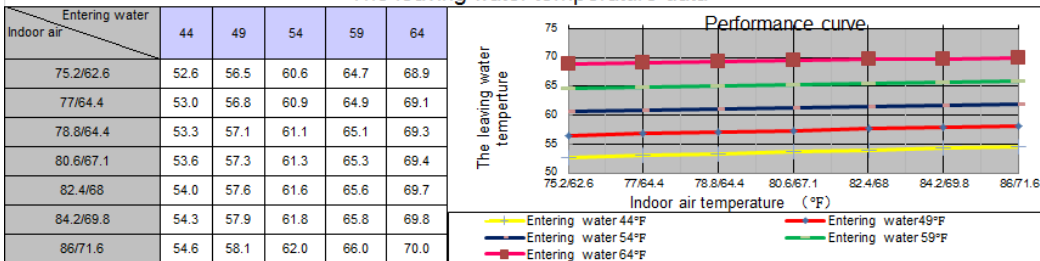
Heating capacity performance data and curve



The leaving water temperature data



The leaving water temperature data



Cooling capacity performance data and curve

